

SBI Collect: Pay your Fees Online

Following help document is a dry run, to make you understand online payment to SBI Collect. If you already know the process you may directly go for payments

Help Document to Pay Fees Online (Before Due Date)


[Click Here To Pay Fees – ONLINE NOW](#)

Step 1: Click in check box and then click proceed button.

भारतीय स्टेट बैंक
State Bank of India
The Banker to Every Indian

State Bank Collect

Products & Services Know More



STATE BANK COLLECT
A MULTI-MODAL PAYMENT PORTAL

DISCLAIMER CLAUSE

डिस्क्लेमर क्लॉज़ हिंदी में देखने हेतु [यहां क्लिक करें](#).
[Click here](#) to view the disclaimer clause in Hindi.

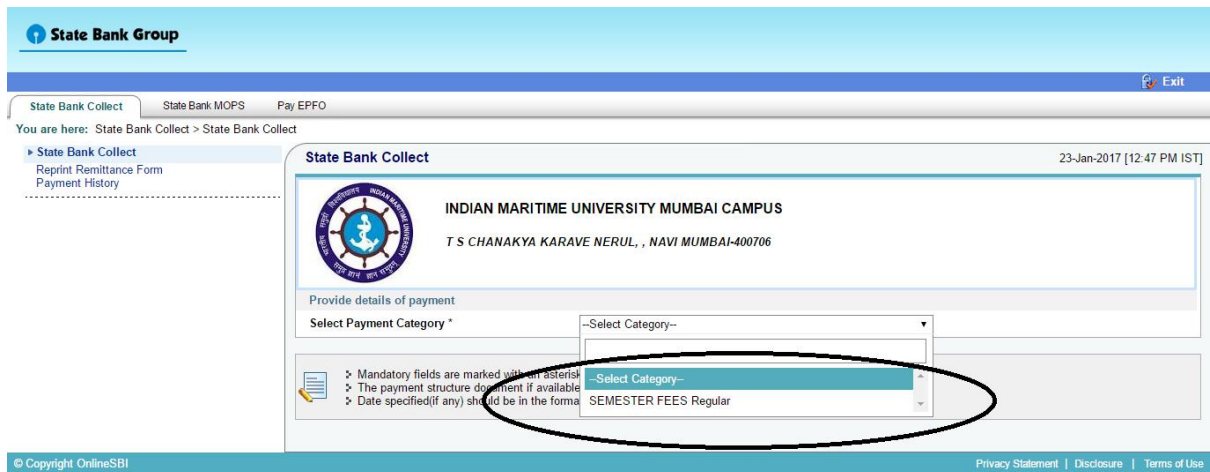
Terms Used:

- ▶ **Corporate Customer:** Firm/Company/Institution (F/C/I) collecting payment from their beneficiaries.
- ▶ **User:** The beneficiary making a payment to F/C/I for the services/goods availed.
- ▶ Bank shall not be responsible, in any way, for the quality or merchantability of any product/merchandise or any of the services related thereto, whatsoever, offered to the User by the Corporate Customer. Any disputes regarding the same or delivery of the Service or otherwise will be settled between Corporate Customer and the User and Bank shall not be a party to any such dispute. Any request for refund by the User on any grounds whatsoever should be taken up directly with the Corporate Customer and the Bank will not be concerned with such a request.
- ▶ Bank takes no responsibility in respect of the services provided and User shall not be entitled to make any claim against the Bank for deficiency in the services provided by the Corporate Customer.
- ▶ The User shall not publish, display, upload or transmit any information prohibited under Rule 3(2) of the Information Technology (Intermediaries guidelines) Rules, 2011.
- ▶ In case of non-compliance of the terms and conditions of usage by the User, the Bank has the right to immediately terminate the access or usage rights of the User to the computer resource of the Bank and remove the non-compliant information.

I have read and accepted the terms and conditions stated above.
(Click Check Box to proceed for payment.)

© Copyright 2013 OnlineSBI Privacy Statement | Disclosure | Terms of Use

Step - 2 : Select category in drop “Semester Fee”



State Bank Group

State Bank Collect | State Bank MOPS | Pay EPFO

You are here: State Bank Collect > State Bank Collect

State Bank Collect
Reprint Remittance Form
Payment History

State Bank Collect 23-Jan-2017 [12:47 PM IST]

INDIAN MARITIME UNIVERSITY MUMBAI CAMPUS
T S CHANAKYA KARAVE NERUL, , NAVI MUMBAI-400706

Provide details of payment

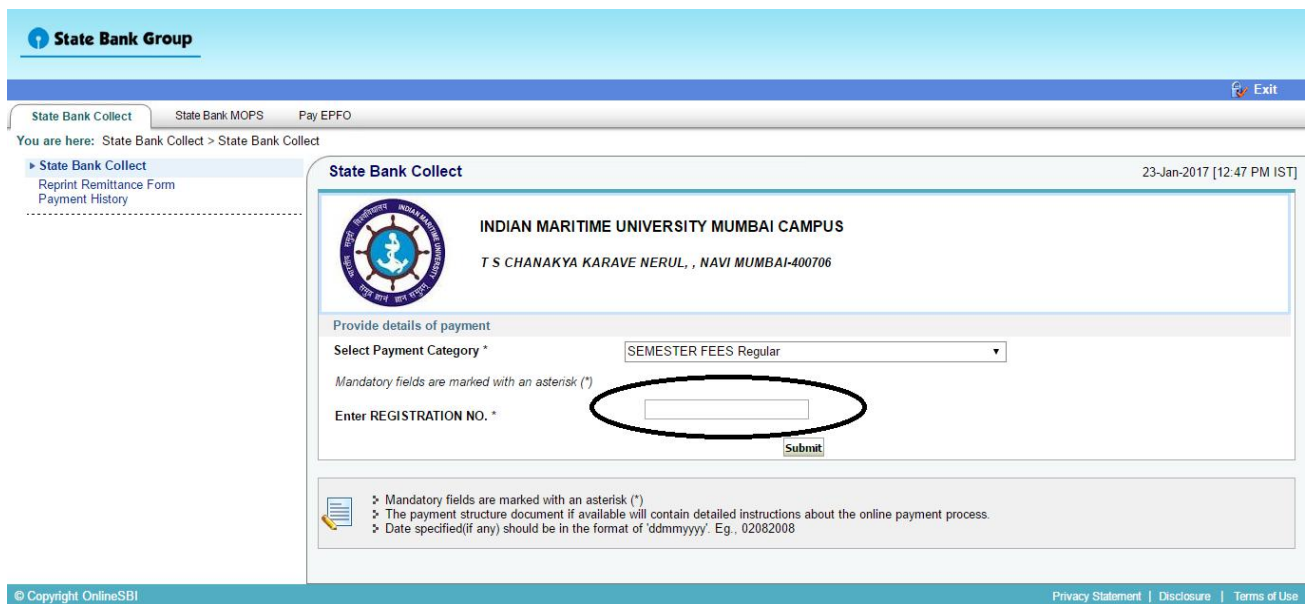
Select Payment Category * --Select Category--

--Select Category--
SEMESTER FEES Regular

Mandatory fields are marked with an asterisk (*)
The payment structure document if available
Date specified(if any) should be in the format

© Copyright OnlineSBI | Privacy Statement | Disclosure | Terms of Use

Step--3:Enter Students Registration number provided toyou by IMU &. Click Submit Button.



State Bank Group

State Bank Collect | State Bank MOPS | Pay EPFO

You are here: State Bank Collect > State Bank Collect

State Bank Collect
Reprint Remittance Form
Payment History

State Bank Collect 23-Jan-2017 [12:47 PM IST]

INDIAN MARITIME UNIVERSITY MUMBAI CAMPUS
T S CHANAKYA KARAVE NERUL, , NAVI MUMBAI-400706

Provide details of payment

Select Payment Category * SEMESTER FEES Regular

Mandatory fields are marked with an asterisk (*)

Enter REGISTRATION NO. *

Submit

Mandatory fields are marked with an asterisk (*)
The payment structure document if available will contain detailed instructions about the online payment process.
Date specified(if any) should be in the format of 'ddmmyyyy'. Eg. 02082008

© Copyright OnlineSBI | Privacy Statement | Disclosure | Terms of Use

Step - 4 : Student to enter his details which is e mail ID, Mobile number and remarks if any & then click Submit button.

Payments can be done by Internet Banking or Debit Card or Credit Card.

State Bank Group

State Bank Collect | State Bank MOPS | Pay EPFO

You are here: State Bank Collect > State Bank Collect

State Bank Collect
Reprint Remittance Form
Payment History

State Bank Collect 23-Jan-2017 [12:51 PM IST]

INDIAN MARITIME UNIVERSITY MUMBAI CAMPUS
T.S. CHANKYA KARAVE NERUL, , NAVI MUMBAI-400706

Provide details of payment

Select Payment Category *	SEMESTER FEES Regular
REGISTRATION NO. *	1602710001
NAME OF THE STUDENT *	ABHAY KUMAR
NAME OF THE COURSE	B.Sc. Nautical Science Degree Course
SEMESTER	2nd
YEAR OF JOINING	Aug-16
FATHER NAME	Sona Lal Sah
DATE OF BIRTH	9.10.1997
SEMESTER FEE *	97500
EMAIL ID OF STUDENT *	<input type="text"/>
MOBILE NO. OF STUDENT *	<input type="text"/>
Remarks	<input type="text"/>

Details Automatically filled here are for Registration Number you Have Entered

Fill up these text boxes

- Please verify details before making the payment.
- In case of any difficulty please contact Deputy Registrar E-Mail-dradmin.mumbai@imu.ac.in

Please enter your Name, Date of Birth & Mobile Number. This is required to reprint your e-receipt / remittance(PAP) form, if the need arises.

Name *	<input type="text"/>
Date of Birth *	<input type="text"/>
Mobile Number *	<input type="text"/>

Enter the text as shown in the image *

2D33C

Submit Reset Back

Mandatory fields are marked with an asterisk (*)
The payment structure document if available will contain detailed instructions about the online payment process.
Date specified(if any) should be in the format of ddmmYYYY. Eg. 02082008

© Copyright OnlineSBI | Privacy Statement | Disclosure | Terms of Use

Once you click the submit button, Validate the next screen by clicking confirm Button, else click Cancel button.

After clicking on the Confirm Button, make the payment by Multiple Option Payment System- ALL BANKS Internet Banking or Debit Card or Credit Card.

[Click Here to pay FEES –ONLINE NOW](#)

Help Document to Pay Online Fees After Due Date.

Step - 1 - : Click in check box and then click proceed button.

Step - 2 : Select category in drop box "Semester Fees with Penalty"

NOTE:-The penalty for late payment of the Semester fees between the 16th day and the 45th day from the opening day of the semester shall be at Rs.200/- per day even of the Semester fees had been paid in part within 15 days.

Step – 3: Enter Students Registration number / Roll No. provided to you by IMU & click Submit Button.

Step – 4: Enter Student details & click Submit button to go to Payment gateway by Internet Banking or Debit Card or Credit Card.

[Click Here to pay FEES –ONLINE NOW](#)